

Jackson County

Cloverbud Record Book

Draw a picture of a 4-H clover in the blank space above.

Year _____

Flag Pledges




The American Flag Pledge:

“I pledge allegiance to the flag of the United States of America, and to the republic for which it stands, one nation under God, indivisible, with liberty and justice for all.”

(When repeating the pledge, your right hand should be placed over your heart which is on the left side.)

The National 4-H Pledge:



I Pledge:

(Right hand over heart)



My Head to clearer thinking



(Right hand point to forehead)

My Heart to Greater loyalty



(Arms slightly bent with palms up)

My Hands to larger service, and

(Arms at sides)



My Health to better living for my club,
My community, my country, and my world.

The 4-H Emblem is:

A green four-leaf clover with the letter "H" on each leaf is the emblem. Each "H" stands for a part of the pledge -

Head,
Heart,
Hands,
Health



The 4-H Colors Are:

Green and White.

Green symbolizes nature's most common color.
White symbolizes purity.

The 4-H Motto is:

"To Make The Best Better"

This motto challenges everyone involved in 4-H to do the very best job they can.

You Are A 4-H Cloverbud!

Congratulations & Welcome

Cloverbuds are pre-4-H youth, in kindergarten through second grade, who are taking part in the Jackson County 4-H Youth Program before they can be officially enrolled as a regular 4-H member.

Please include a picture of yourself below (Hint: you can take a picture with a camera, draw a picture of yourself, use a picture you already have, or use something else you create)

Name: _____

4-H Club: _____

Grade Completed

in School: _____ 4-H Year: _____

This booklet is meant to help you keep track of all things you have worked on as a Cloverbud.

Cloverbud Activity Record

*Check the activities **you** participated in.*

Club Activities:

- _____ Club Tour Participant
- _____ Committee Member with parent
- _____ Community Service
- _____ Conservation/Environment
- _____ Dairy Promotion
- _____ Demonstration, short speech, or talk @ club meeting
- _____ Health/Safety
- _____ Pledge of Allegiance
- _____ 4-H Pledge Leader for Club Meeting
- _____ Picnic/Pot Luck
- _____ Recreation
- _____ 4-H Week Activities (display/radio/newspaper)
- _____ Other (list) _____

County Activities:

- _____ Cloverbud/Explorer Camp
- _____ County Cloverbud Fun Day(s)
- _____ Festival of Arts: music, drama, demonstration,
speaking, arts & crafts, photography (circle participation)
- _____ Worked in the Food Stand
- _____ Helped with a Fair Booth
- _____ Exhibited at Fair
- _____ Attended 4-H Annual Meeting & Banquet
- _____ Other (list) _____




My Project Page



Use one page per project. Duplicate page as needed. In the box below, place a photo, draw a picture, cut out a magazine picture/clip art, use stickers, or any way you choose to show the 4-H project(s) you brought to the fair. Then, work with the adult(s) who helped you with your project to answer the questions at the bottom.


Date: _____



What did **you** do during the project?

Parent, Guardian, or other Caring Adult, how did you help with the project?

Draw a Picture about 4-H and You!



This page is optional.

My 4-H Cloverbud Story

My name is _____ . This is my _____ year
in Cloverbuds. I have done Cloverbud activities like _____
and _____ .

I also went to _____ regular 4-H club meetings.

This year, my favorite thing to do at 4-H was _____
_____. I liked it because
_____ .

My favorite project I showed at the fair was _____
_____. When I was working on my project, the hardest
thing was _____
_____. I learned about _____
_____ when I worked on my project.

Parent Comments:

Parent/Guardian Signature: _____ Date: _____

My 4-H Cloverbud Story

(continued - optional)

Tell us what you liked about being in 4-H. What was your favorite thing?

4-H Cloverbud Additional Information Material

Put clippings and pictures and other items of different 4-H activities you participated in here. (Add additional pages if needed).